




**NOAA**  
**FISHERIES**



# Deep7 Non-Commercial Catch

## An alternative approach using the Bottomfish Vessel Registry



# Catch definitions in Hawaii



- **Commercial Catch**

All catch from Commercial Marine License (CML) holders.

- **Non-commercial Catch**

All catch from non-CML holders.



# An alternative approach to non-commercial catch...

# of non-commercial  
Deep 7 fishers



Bottomfish Registry

X

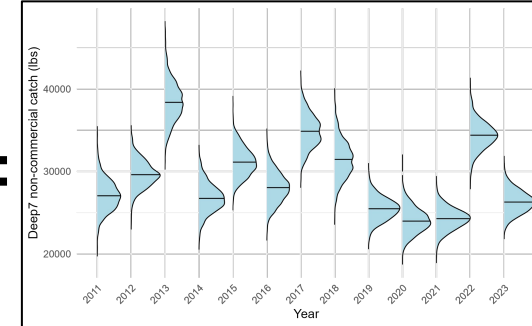
Annual catch per fisher



Fishing Reporting System

=

Total non-commercial  
catch



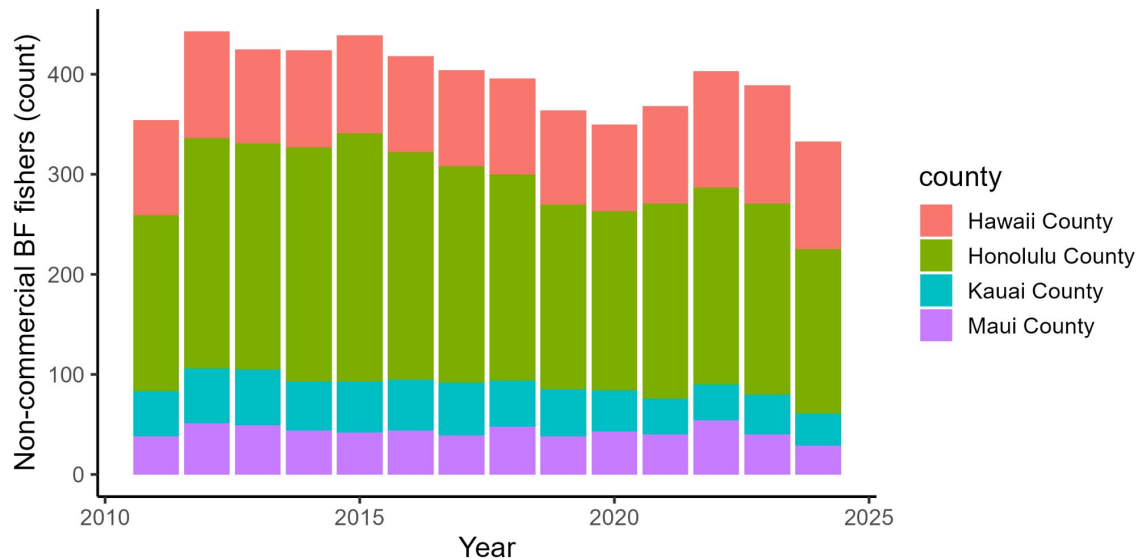
# What is the Bottomfish Vessel Registry (BFVR)?



- Created in 1998, requires vessels catching Deep 7 to register and ID their vessels.
- Originally a static list, with vessels added but never removed.
- Starting in 2011, requires vessel registration every year (dynamic list).
- Contains information on vessel registration #, CML #, name, address, etc. with which we can link to the CML registry.
- We can classify fishers as “non-commercial” (no CML #) and “commercial” (CML holder).



# How many non-commercial BF-registered fishers are there?



2024	Non-Comm.	Comm.
Hawaii County	108	300
Honolulu County	164	255
Kauai County	32	90
Maui County	29	132

To recap....

# of non-commercial  
Deep 7 fishers



Bottomfish Registry

X

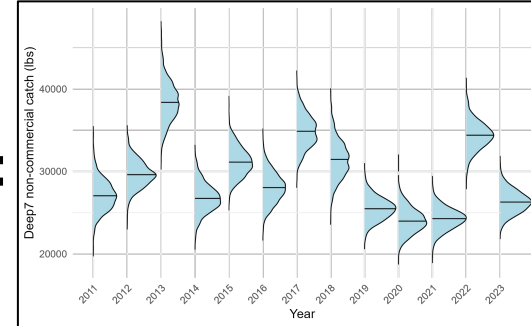
Annual catch per fisher



Fishing Reporting System

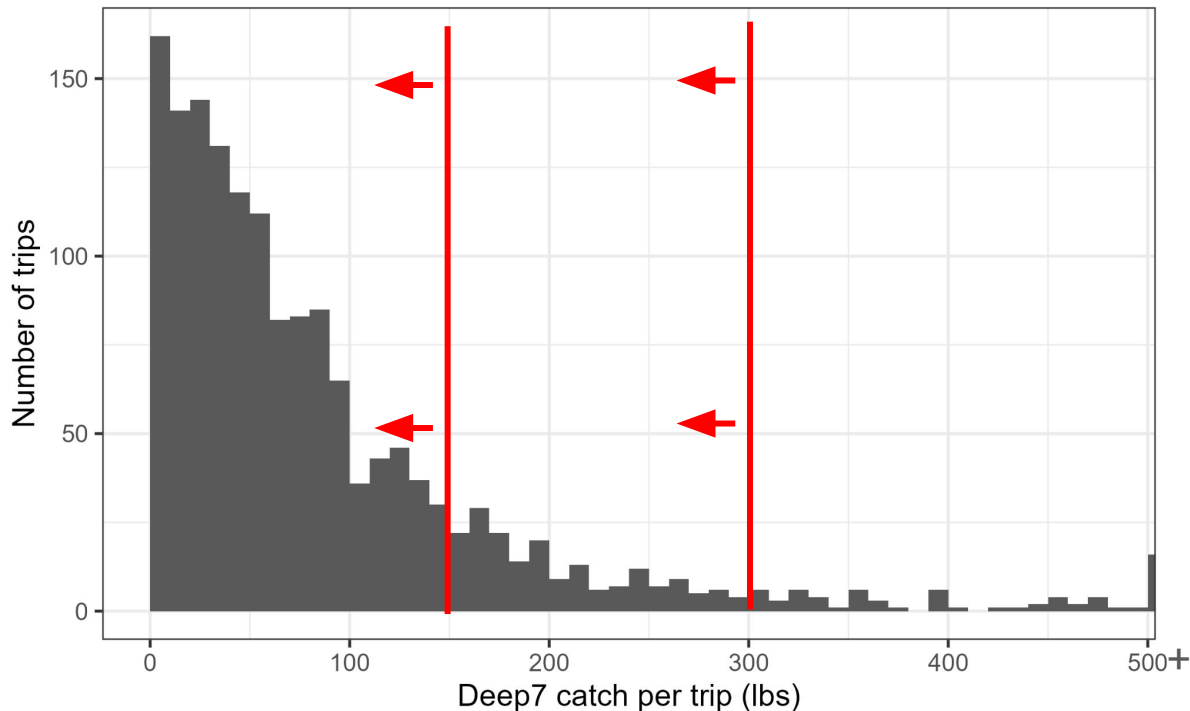
=

Total non-commercial  
catch



# What is the typical catch of a non-commercial D7 fisher?

Can we use the **Fisher Reporting System** to obtain “non-commercial” catches?



CML trip reports  
2024

# Can we use the Fisher Reporting System to obtain “non-commercial” catches?



## Where can we find information about how to filter the FRS?

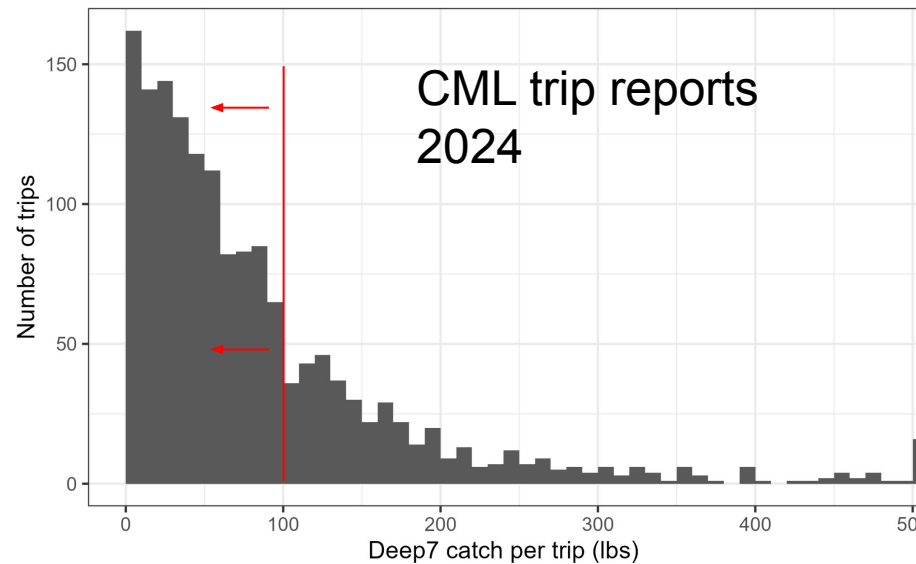
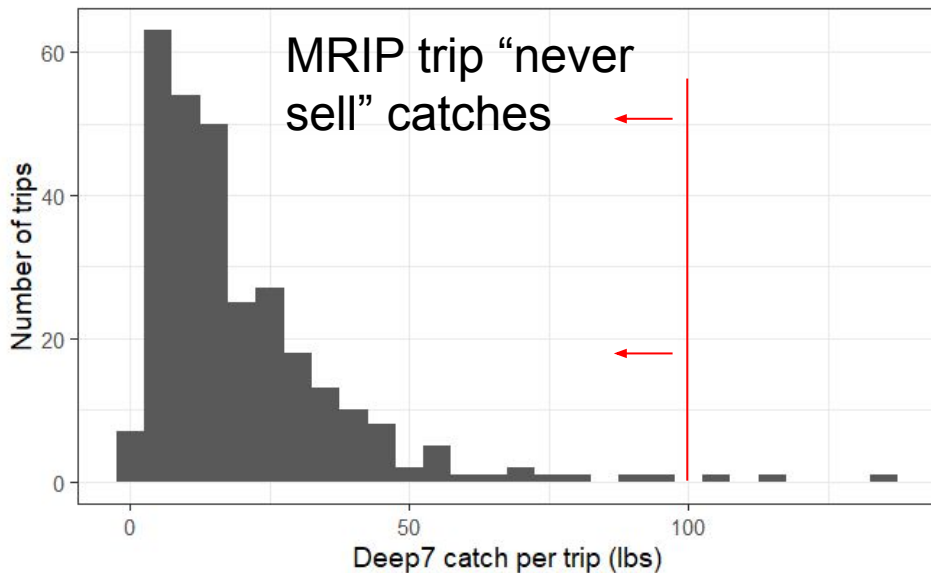
Trip-level catch information from **MRIP/HMRFS interviews**

- Since 2004, we have **413** interviews with Deep7 for “never sell” fishers.

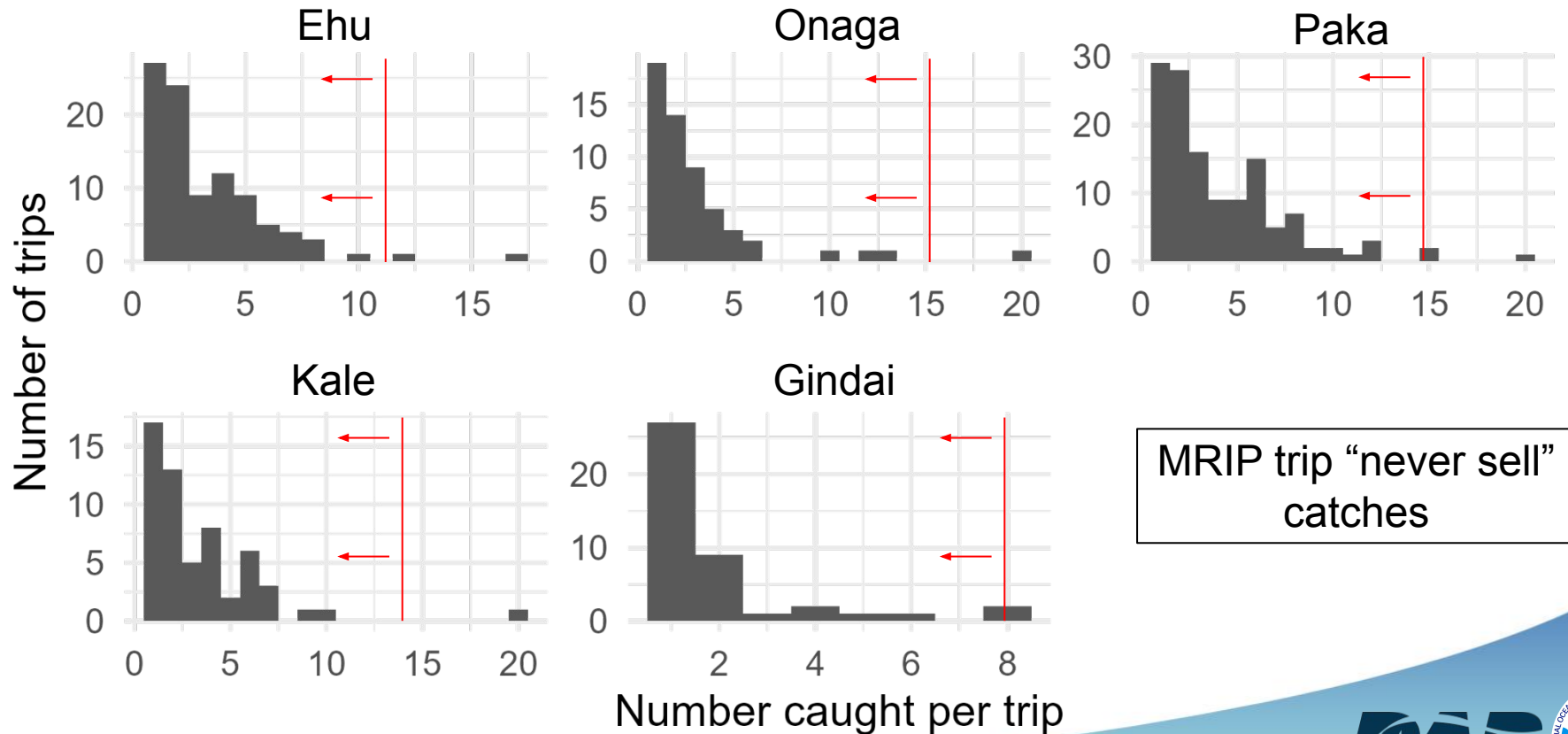
<b>19. Do you ever sell any of the fish you catch?</b>			
1	<input type="checkbox"/>	Yes	2 <input checked="" type="checkbox"/> No - <i>Go to Q20</i>
<b>19a. When you sell your fish, do you consider yourself a commercial fisherman, making some income or do you sell only to cover your fishing expenses?</b>			
1	<input type="checkbox"/>	For Income	2 <input type="checkbox"/> Trip Costs Only - <i>Go to Q20</i>
<b>19b. Do you consider yourself a full-time commercial fisherman?</b>			
1	<input type="checkbox"/>	Yes	2 <input type="checkbox"/> No



# What is a typical trip for a non-commercial D7 fisher?



# What is a typical trip for a non-commercial D7 fisher?



# Example of how the filter would be applied to FRS data

## Limits from MRIP catch interviews

Paka: 70 lbs Onaga: 108 lbs Ehu: 40 lbs Gindai: 21 lbs All D7: 94 lbs

Fisher	Trip #
John F.	A
John F.	B
John F.	C

To recap...

# of non-commercial  
Deep 7 fishers



Bottomfish Registry

X

Annual catch per fisher

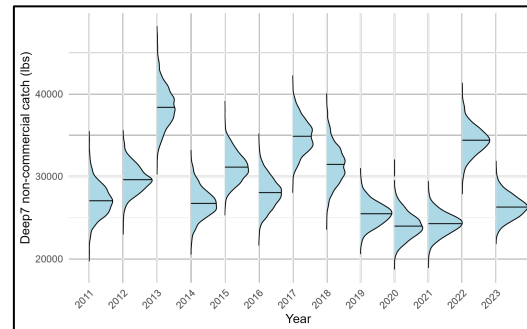


Fishing Reporting System

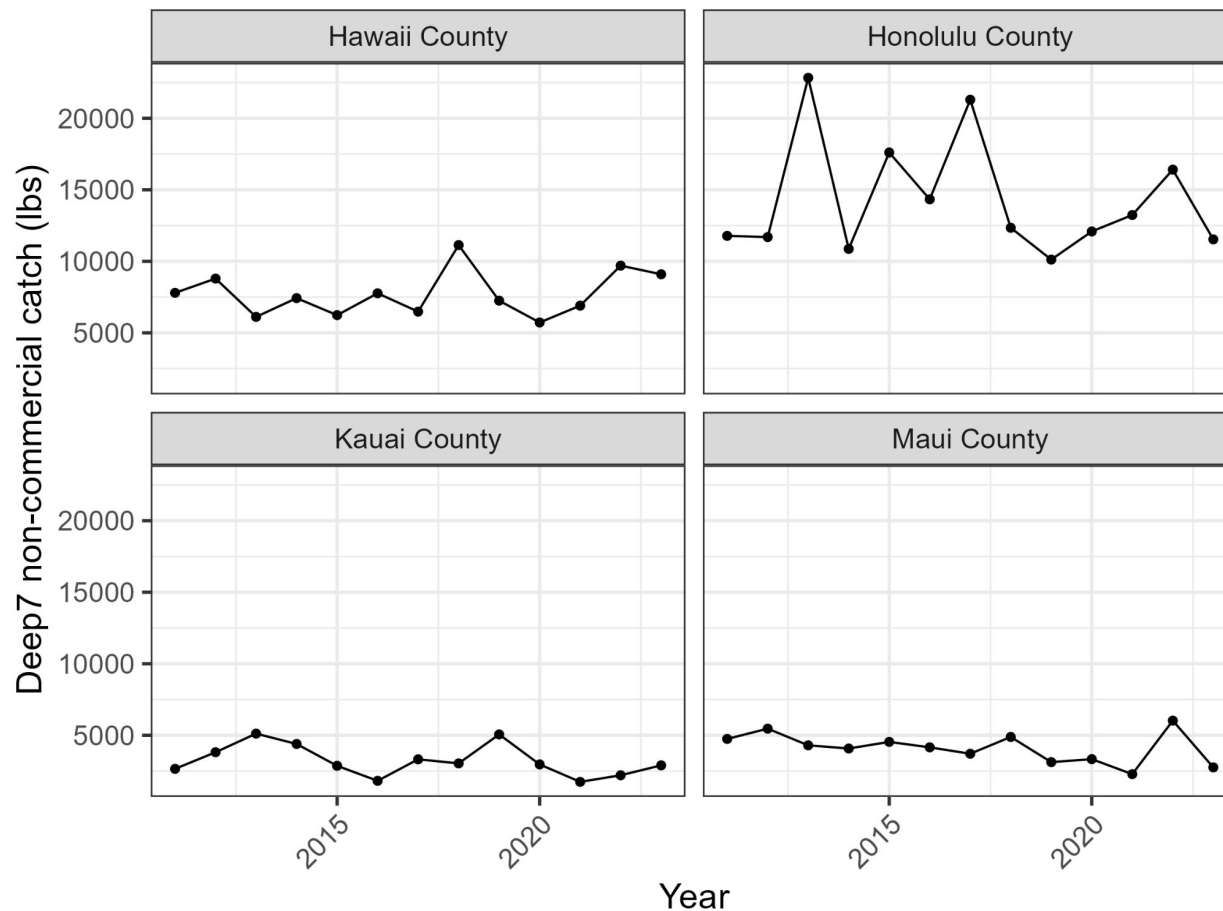
- Filters from MRIP interviews

=

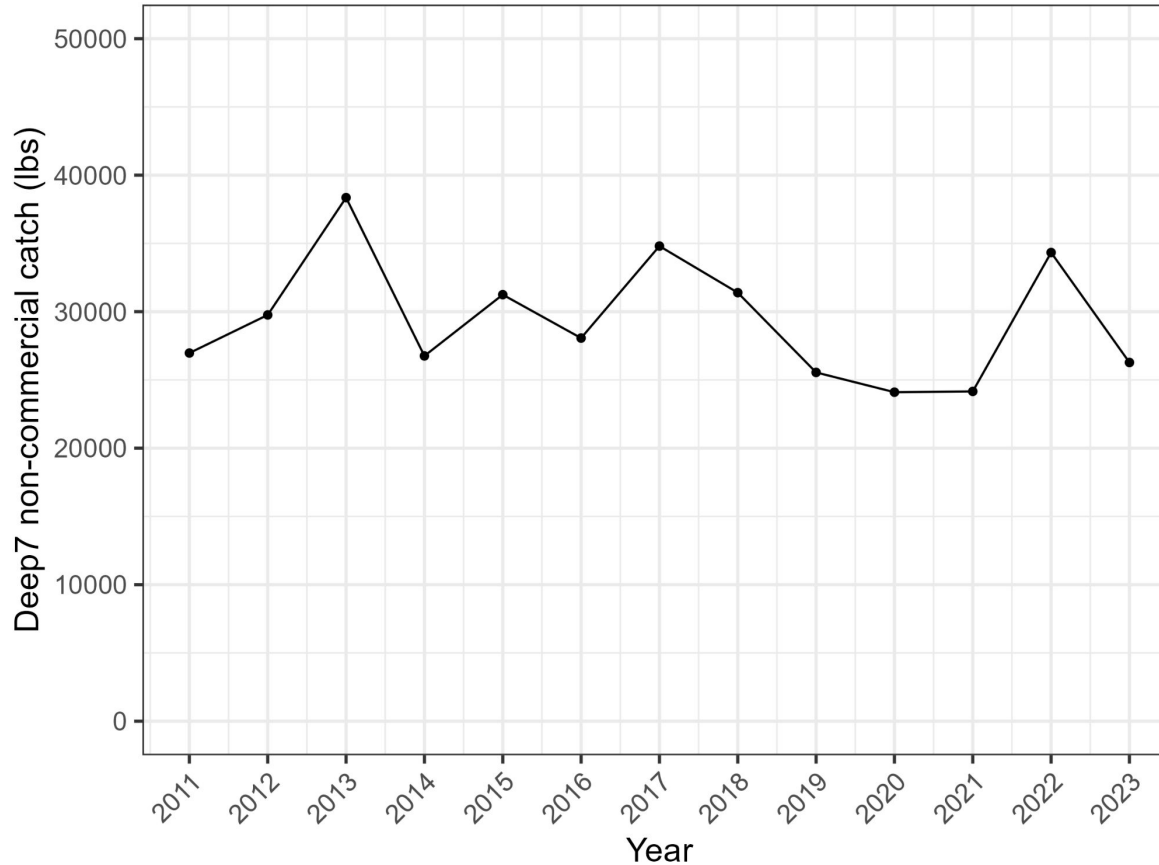
Total non-commercial  
catch



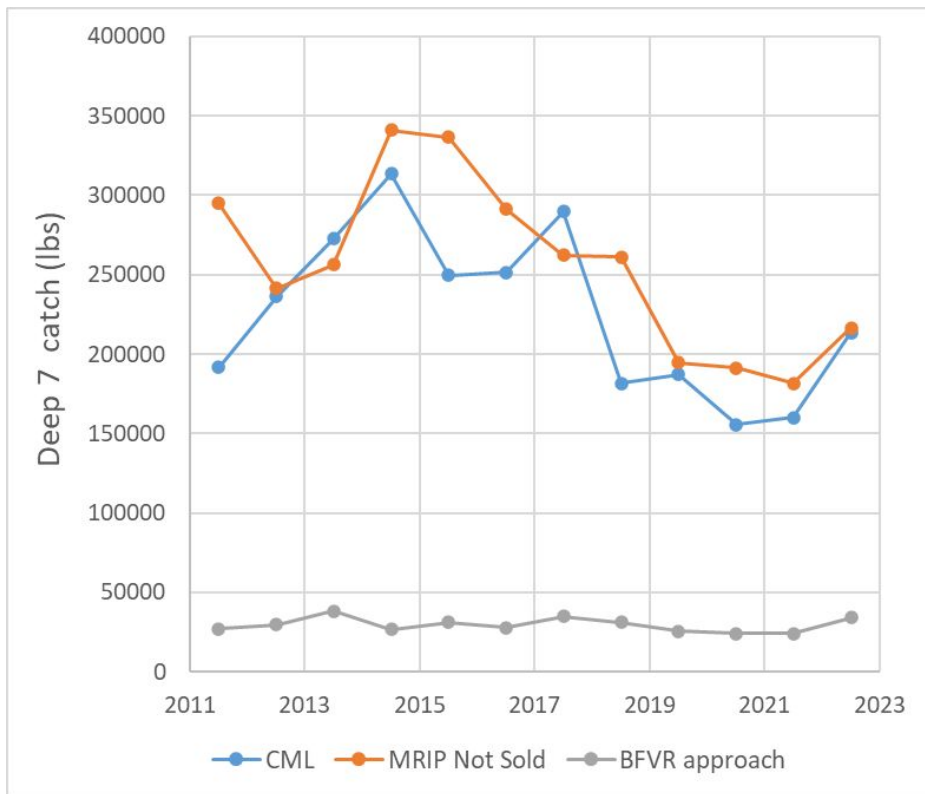
# Non-commercial Deep 7 catches - Results from the BFVR approach



# Non-commercial Deep7 catches - BFVR approach



# Comparing CML, MRIP “not sold”, and the BFVR approach



## Deep 7 catch (2018-2022)

Type of catch	Pounds	Percent non-commercial
Commercial (CML) catch	180,000	-
Non-commercial MRIP “not sold”	204,000	53%
Non-commercial BFVR catch	29,000	14%

## Some questions

- What do you think about this general approach?
- Do you believe the number of BF-registered boats reflects the size of the non-commercial sector? In other words, are people fishing Deep 7 without being on the BF registry?
- Are the filters we apply to the FRS to select “non-commercial” fishers appropriate? What can we do differently?





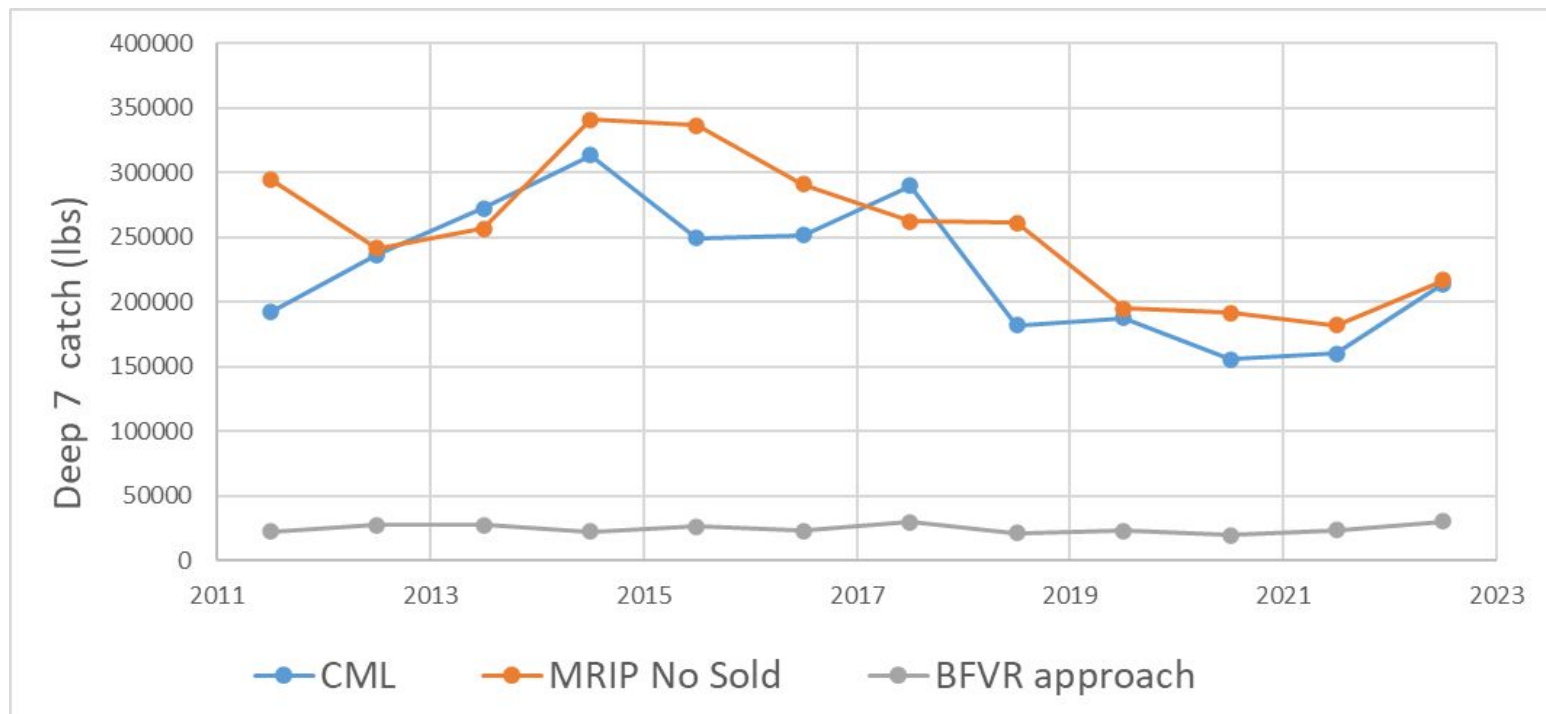
# What is the typical annual catch of a non-commercial D7 fisher?

## Lamson (2007)

- Mail survey of 3,678 BF-registered fishers in August 2005.
- 802 fishers responded (292 were active).
- Asked the questions “What did you catch in the last year?”, “Do you ever sell your catch?” and “Do you ever sell Deep7?”
- For the “never sell Deep7” fishers that caught some Deep7 :
  - Deep7: 486 lbs per year
  - Paka: 213 lbs per year
  - Onaga: 150 lbs per year
  - Ehu: 180 lbs per year



# Comparing CML, MRIP, and the BFVR approach



## Deep 7 catches (2018-2022 averages)

Type of catch	Pounds	Percent non-commercial
Commercial (CML) catch	180,000	-
Non-commercial MRIP excluding “sold” catch	204,000	53%
Non-commercial MRIP excluding “never sell” fishers	86,000	32%
Non-commercial BFVR catch	23,000	11%



# An alternative approach to non-commercial catch...

# of non-commercial  
Deep 7 fishers



Bottomfish Registry

X

Annual catch per fisher



Fishing Reporting System

=

Total non-commercial  
catch

